


UNIT-1	ACTIVITIES
1) Big and small 2) Tall and short 3) Long and Short	<ul style="list-style-type: none"> ➔ Asking children to sort objects out by size by providing big, small objects. ➔ Using blocks (by putting blocks upon one another and asking the children to identify the set that is tall and the set that is short ➔ Asking children to name some tall, short, big, small, long, short objects
UNIT-II	ACTIVITIES
4) More and less 5) Inside and outside 6) Up and down 7) Few and many 8) Heavy and light	<ul style="list-style-type: none"> ➔ Clearing concept of more and less by using pebbles/pulses and other things. ➔ Demonstrate the concept of inside-outside by placing objects inside/outside the school bag. ➔ Activity with objects at home (e.g. Pumpkin is heavier than a tomato)
9) Square 10) Trinagle 11) Rectangle 12) Circle 13) Match	<ul style="list-style-type: none"> ➔ Helping the children in pointing out the different objects in their surrounding that are square, triangular, rectangular and circular in shape.

14) Fun time	
15) Rhyme time	→ Pasting the sticker of number 1
16) One 1	→ Tracing No. 1
Term-1	Activity
17) Cobbler, cobbler	→ Teaching of numbers to children through No. rhymes
18) Two 2	
19) Three little kittens	→ Counting with the help of pebbles, ice-cream sticks.
20) Three 3	
21) Four little Rag Dolls	→ Pasting No. stickers, tracing the numbers
22) Four 4	
23) Five little ducks	
24) Five 5	
25) Once more	→ Counting with the help of pebbles
26) Six little snowmen	→ Writing numbers on a sand tray
27) Six 6	
28) Seven little men	
29) Seven 7	
30) Its time to wakeup	
31) Eight 8	
Term - II	Activity
32) Engine No. 9	→ Pasting stickers of numbers
33) Nine 9	→ Counting with the help of different objects of child
34) I count to ten	
35) Ten 10	

36) 1 – 10	
37) Numeral code	
Extra	
1) What come before, after, In between	
2) Number names from 1 – 10	
3) Table of 0, 1, 2	



IDPS SHOPIAN

CLASS : NURSERY

YEARLY SYLLABUS

SUBJECT: GENERAL
AWARENESS

UNIT-1	ACTIVITIES
1) This is me 2) My face 3) More about me 4) Part of the body 5) I can move	→ By introducing yourself (After that asking children for doing the same). → Body parts (rhyme) → Drill.....(game playing say a part of the body and ask the child to point out the correct body part). → Play activities with child run (jumping, dancing, hopping, wrestling and throwing)
Unit-II	Activity
6) I can 7) Feelings 8) Happy or sad 9) Hard & soft 10) Sweet and sour 11) Hard and soft	→ Face mask activity → Bending objects activity → Tasting different things
Term - I	Activity
12) My Home 13) Maze 14) My family 15) My school 16) Animals	→ Home organic → Family tree with craft activity → Pasting stickers activity

17) Fun time	
Unit-III	Activity
18) Insects	→ Pasting stickers of birds and insects → Fruit chaat activity (Salad Activity) → Inflorence
19) Birds	
20) Flowers	
21) Fruits	
Term-II	Activity
22) Vegetables	→ Vegetable printing → Colour day
23) Colours	
24) Hot day	
25) Rainy day	
26) Cold day	
→ Days of week → Months of the year → Memorise some fruits, vegetables, Animals, birds, insects	

UNIT-1	ACTIVITIES
1) My page 2) Scribble 3) Standing lines 4) Sleeping lines 5) Stand, sleep 6) Letter 'A a' 7) Letter search 'A a' 8) Letter 'B b'	→ For developing the child's finger muscles, give him some clay, homemade dough, letting the child to make articles by squeezing and shaping it.
Unit-II	Activity
9) Letter search 'B b' 10) Letter 'C c' 11) Letter search 'C c' 12) Letter 'D d' 13) Letter search 'D d' 14) Letter 'E e' & 'F f' 15) Letter search 'E e' & 'F f' 16) Once more	→ Draw two objects and ask them to join them using (Vertical)/ sleeping (Horizontal)/ curvy lines.
Term-I	Activity
17) Letter 'G g' & 'H h' 18) Search 'G g' & 'H h' 19) Letters 'I i' & 'J j' 20) Letters search 'I i' & 'J j'	→ Drawing of letters on sand. → Tracing letters.


21) Letters 'K k' & 'L l'	
22) Letter search 'K k' & 'L l'	
23) Spot the difference	
Unit-III	Activity
24) Letters 'M m' & 'N n'	→ Using flash cards of letters
25) Search 'M m' & 'N n'	→ Clearing left and right concepts by using real life objects.
26) Left and right	
27) Birds	→ Clearing matching concepts by spoons of different shapes, socks of different designs and asking children to match
28) Match	
29) Letters 'O o' & 'P p'	
30) Letters 'Q q' & 'R r'	
31) Search 'Q q' & 'R r'	
Term - II	Activity
32) Letter 'S s' & 'T t'	→ Using flash cards of letters
33) Search 'S s' & 'T t'	
34) Letters 'U u' & 'V v'	
35) Search 'U u' & 'V v'	
36) Letters 'W w'	
37) Search 'U u' & 'V v'	
38) Letters 'X x', 'Y y' & 'Z z'	
39) Search 'X x' 'Y y' & 'Z z'	
40) Alphabet Animals	

CLASS Nursery

SUBJECT URDU

U I Exam.

فہرست عنوان
الف سے ج تک حروف تہجی
پہلے کا حرف
بعد کا حرف
درمیانی حرف
ہم شکل حروف کو آپس ملائیے
کتاب صفحہ نمبر ..تین سے دس تک
امتحاناکائی دوم
فہرست عنوان



چ سے ر تک حروف تہجی
پہلے کا حرف
بعد کا حرف

)

درمیانی حروف
غیر مناسب شکل پر کراس
* (کا نشان لگائیے
کتاب صفحہ نمبر دس سے سترہ
امتحان میقات اول

فہرست عنوان
ڑ ، سے ض، تک حروف تہجی
پہلے کا حرف
بعد کا حرف
درمیانی حروف

غیر مناسب حروف پر کراس (*) کا نشان لگائیے
کتاب صفحہ نمبر اٹھارہ سے چوبیس

امتحان اِکائی سوم

فہرست عنوان

ط، سے گ، تک حروف تہجی

پہلوں کے نام (صرف پانچ)

سبزیوں کے نام (صرف پانچ)

25


کتاب نمبر 31 سے

امتحان میقات دوم

فہرست عنوان ل، سے ے، تک حروف تہجی

جانوروں کے نام (صرف پانچ)

کتاب صفحہ نمبر (40 سے 32 -



IDPS SHOPIAN